

BAINBRIDGE ISLAND METROPOLITAN PARK & RECREATION DISTRICT

RESOLUTION 2017-14


A RESOLUTION OF THE BOARD OF COMMISSIONERS OF THE BAINBRIDGE ISLAND METROPOLITAN PARK & RECREATION DISTRICT, KITSAP COUNTY, WASHINGTON, ADOPTING A GENERAL FUND BUDGET FOR 2018.

BE IT RESOLVED by the Board of Commissioners of the Bainbridge Island Metropolitan Park & Recreation District, Kitsap County, Washington, that the General Fund budget for fiscal year 2018, a copy of which is attached hereto as Exhibit "A", and incorporated by this reference in its entirety, be and the same are hereby adopted and ratified.

PASSED by the Board of Commissioners of the Bainbridge Island Metropolitan Park & Recreation District, Kitsap County, Washington, at a regular meeting thereof held this 16th day of November, 2017 the undersigned commissioners being present.


BAINBRIDGE ISLAND METROPOLITAN PARK & RECREATION DISTRICT

BY: 
Kenneth R. DeWitt

BY: 
Jay C. Kinney

BY: 
Kirk B. Robinson

BY: 
John Thomas Swolgaard

ATTEST: 
Lee Cross, Secretary




EXHIBIT A

BAINBRIDGE ISLAND METRO PARK AND RECREATION DISTRICT 2018 BUDGET General Fund

	Budget 01/17 - 12/17	Budget 01/18 - 12/18	Difference
Beginning Cash Balance	1,705,915.00	1,722,147.45	16,232.45
Revenue			
Tax Revenue Operations	4,603,045.00	4,735,543.00	132,498.00
Tax Revenue Lid Lift	637,384.00	643,722.00	6,338.00
Administrative	104,550.00	58,950.00	(45,600.00)
Park Services	189,100.00	205,800.00	16,700.00
Recreation	2,536,140.45	2,853,523.00	317,382.55
Total Revenue	8,070,219.45	8,497,538.00	427,318.55
Expenses			
Administration	1,873,602.00	1,890,054.64	16,452.64
Interfund Transfers	646,220.00	635,091.50	(11,128.50)
Park Services	1,706,174.00	1,686,733.00	(19,441.00)
Recreation	3,827,991.00	4,285,337.71	457,346.71
Total Expenses	8,053,987.00	8,497,216.85	443,229.85
Excess or (Deficiency) of Revenue over Expenditures	16,232.45	321.15	(15,911.30)
Estimated Ending Cash	1,722,147.45	1,722,468.60	321.15