

Survey Work Group

For presentation at August 18, 2016 Board Meeting



Pro Sign Up Sign Up FREE Sign In

Best Uses of Sakai Parks Property, Community Feedback Survey

The results from the Sakai survey. Note, read carefully - some places the "Higher" number is less favored. Number scale 1 is best 4 least.

Question Summaries Data Trends Individual Responses

Share Tweet G+ Share Share

All Pages

1965 responses

185 days (2/9/2016 - now)

19 views

Need insights?

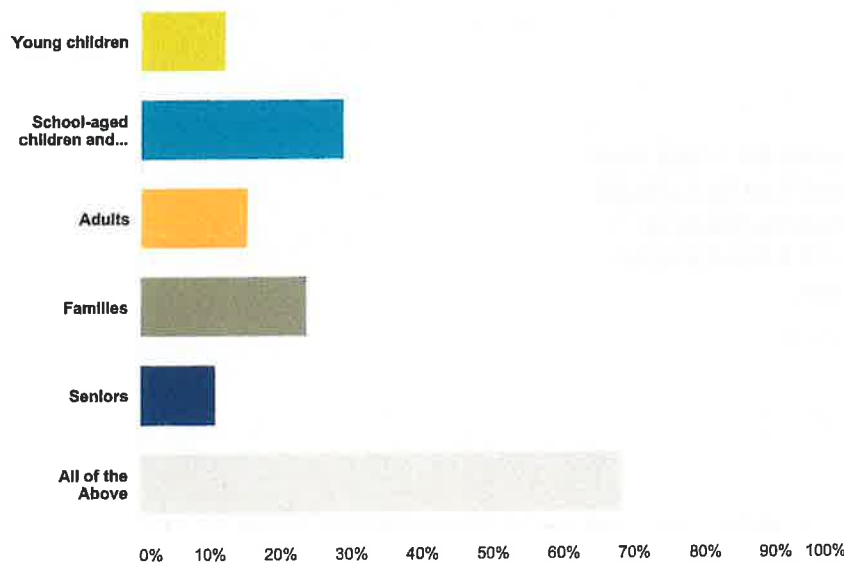
SurveyMonkey has dozens of expertly-designed survey templates.

Sign up FREE Learn more

Q1

Please check the age groups that you would most like to see the Sakai park serve? More than one answer is allowed.

Answered: 1,931 Skipped: 34



Answer Choices	Responses
Young children	12.01% 232
School-aged children and Teens	28.74% 555
Adults	15.23% 294
Families	23.51% 454
Seniors	10.67% 206
All of the Above	68.05% 1,314

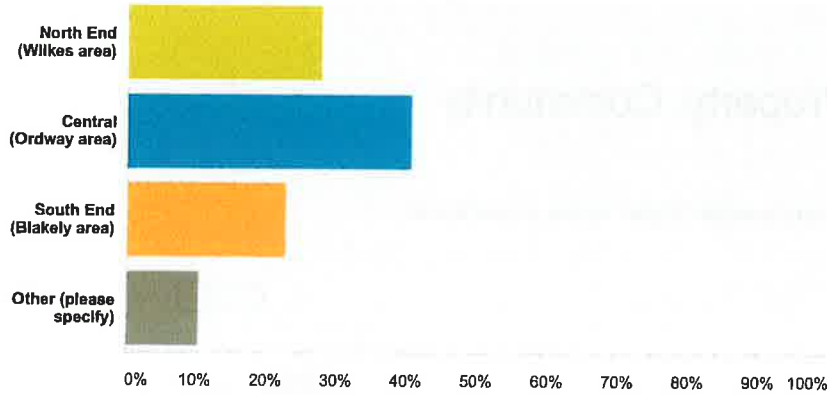
Total Respondents: 1,931

Comments (68)

Q2

Which most closely reflects the area of your home?

Answered: 1,940 Skipped: 25



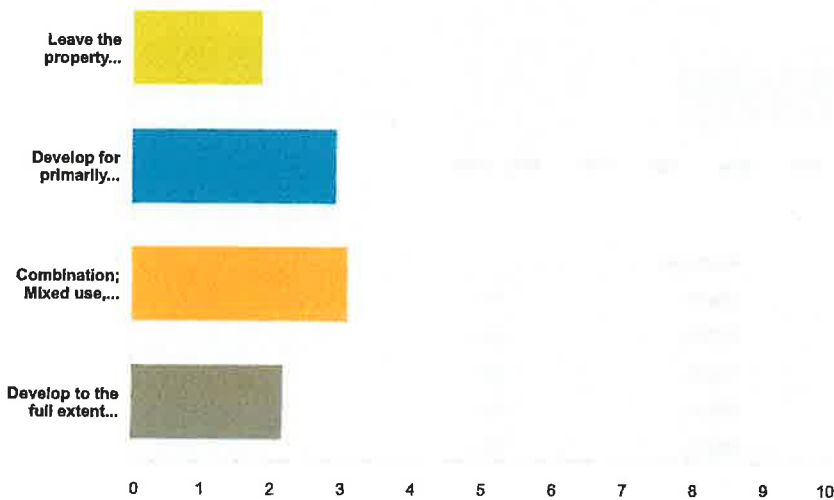
Answer Choices	Responses
North End (Wilkes area)	27.73% 538
Central (Ordway area)	40.77% 791
South End (Blakely area)	22.68% 440
Other (please specify)	10.36% 201

Total Respondents: 1,940

Q3

Rank the following statements in an order that most closely describes what you feel would be the best use of the property. Number 1 being your first choice, and 4 being least favored option.

Answered: 1,914 Skipped: 51



	1	2	3	4	Total	Score
Leave the property completely undeveloped open space. Do nothing.	7.88% 140	20.27% 360	22.18% 394	49.66% 882	1,776	1.86
Develop for primarily passive uses; walking or biking trails,	33.22% 612	28.34% 522	35.29% 650	3.15% 58	1,842	2.92

native plantings and benches.

Combination; Mixed use, creative passive as well as active recreation areas, indoor as well outdoor activities.

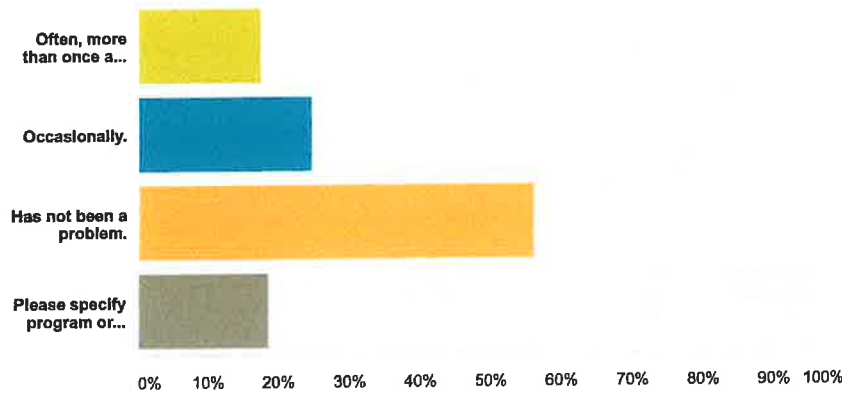
Develop to the full extent possible; may include buildings, indoor and outdoor sports and recreation facilities, trails etc.

36.56%	36.23%	25.66%	1.54%	1,816	3.08
664	658	466	28		
24.62%	14.35%	13.97%	47.07%	1,840	2.17
453	264	257	866		

Q4

Have you or a member of your family ever been unable to use a park program due to lack of space?

Answered: 1,903 Skipped: 62



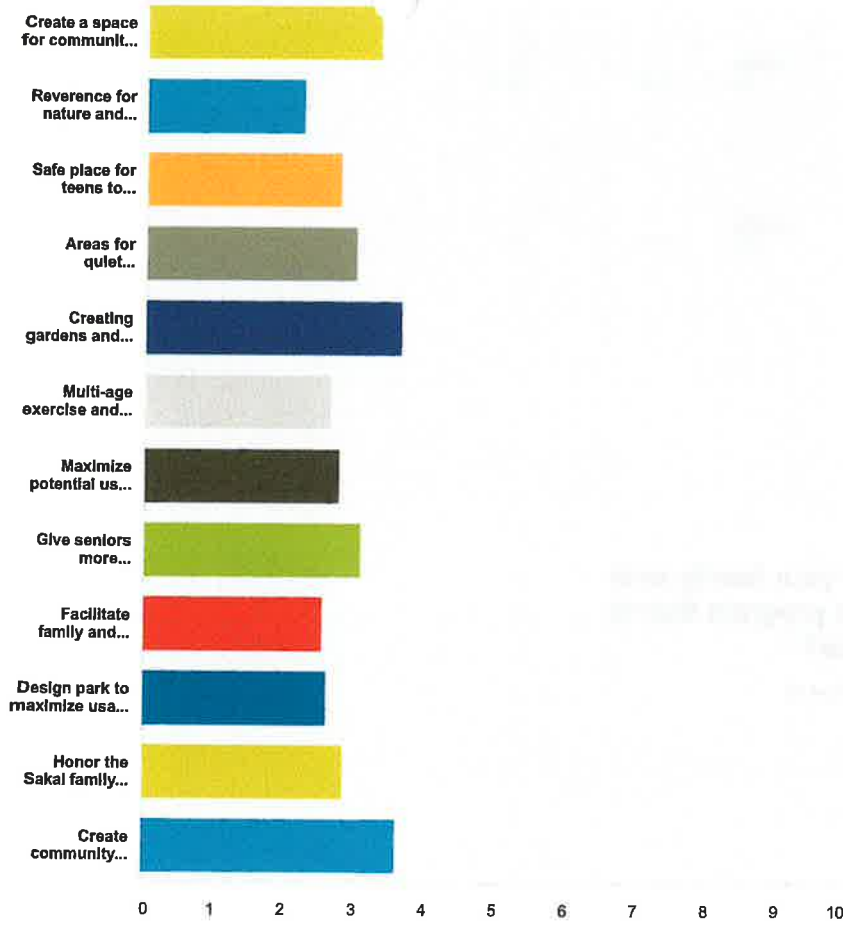
Answer Choices	Responses	Count
Often, more than once a year.	17.50%	333
Occasionally.	24.54%	467
Has not been a problem.	56.17%	1,069
Please specify program or programs:	18.50%	352

Total Respondents: 1,903

Q5

How important are the following considerations for developing the Sakai park property?

Answered: 1,863 Skipped: 102



	Extremely Important - highest priority	Very Important	Important	Somewhat Important	Not Important at all	Total	Weighted Average
Create a space for community gatherings.	9.11% 163	18.61% 333	22.75% 407	27.50% 492	22.02% 394	1,789	3.35
Reverence for nature and protecting the natural environment.	39.27% 721	21.62% 397	18.95% 348	13.73% 252	6.43% 118	1,836	2.26
Safe place for teens to gather.	19.09% 349	25.88% 473	26.04% 476	17.34% 317	11.65% 213	1,828	2.77
Areas for quiet contemplation in nature.	25.00% 1	0.00% 0	25.00% 1	50.00% 2	0.00% 0	4	3.00
Creating gardens and man-made landscapes.	5.61% 101	12.49% 225	21.99% 396	30.71% 553	29.21% 526	1,801	3.65
Multi-age exercise and fitness opportunities.	26.97% 494	23.42% 429	19.76% 362	16.16% 296	13.70% 251	1,832	2.66
Maximize potential uses based on ease of walking.	17.46% 313	26.21% 470	28.00% 502	18.52% 332	9.82% 176	1,793	2.77
Give seniors more opportunity to mix with various ages.	10.96% 199	21.98% 399	29.81% 541	22.26% 404	14.99% 272	1,815	3.08
Facilitate family and multi-age activities.	23.64% 430	28.42% 517	26.11% 475	13.14% 239	8.69% 158	1,819	2.55
Design park to maximize use.	24.60% 447	25.92% 471	23.72% 431	14.80% 269	10.95% 199	1,817	2.62

usage by variety age groups (i.e., seniors and preschoolers in day, kids and teens after school)

Honor the Sakai family history.

Create community gardening opportunities.

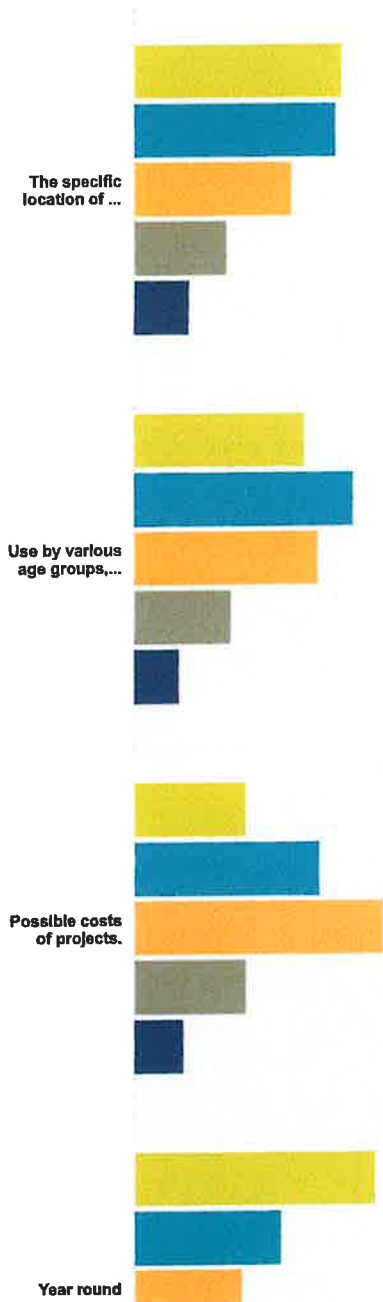
	20.01%	20.45%	26.15%	20.01%	13.38%		
Honor the Sakai family history.	362	370	473	362	242	1,809	2.86
Create community gardening opportunities.	139	220	414	464	581	1,818	3.62

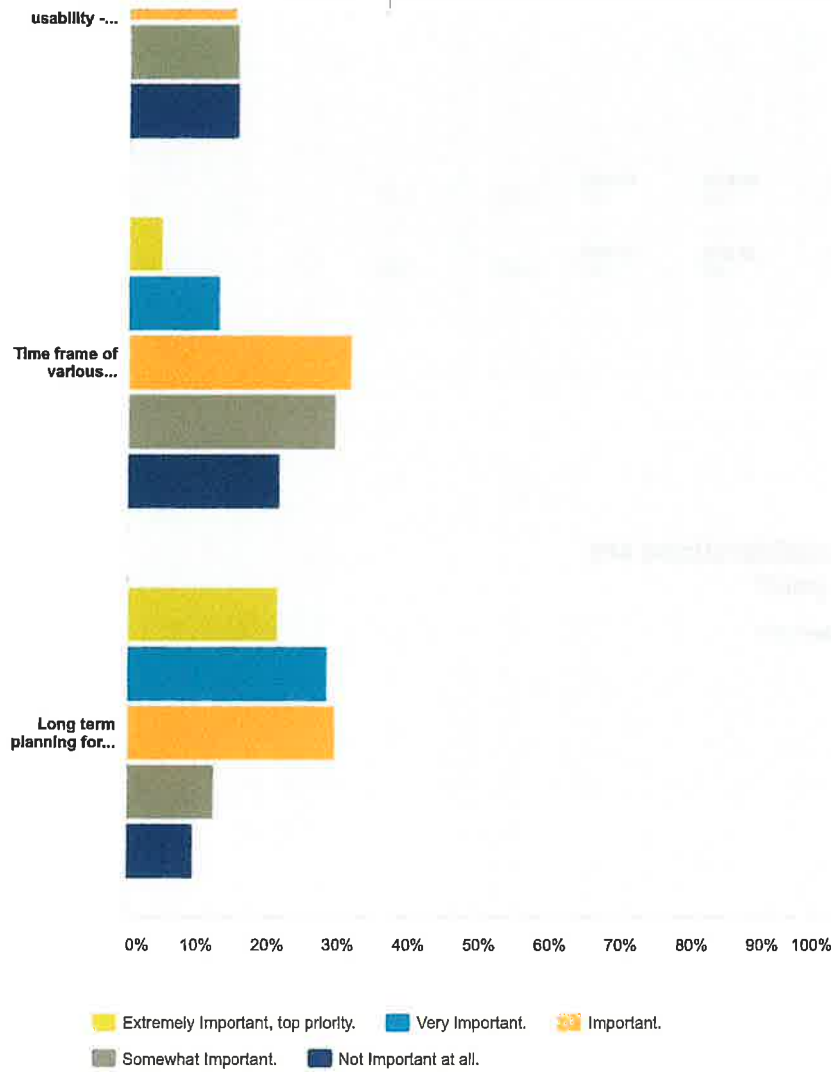
Comments (291)

Q6

Which of the following considerations are important to you?

Answered: 1,753 Skipped: 212





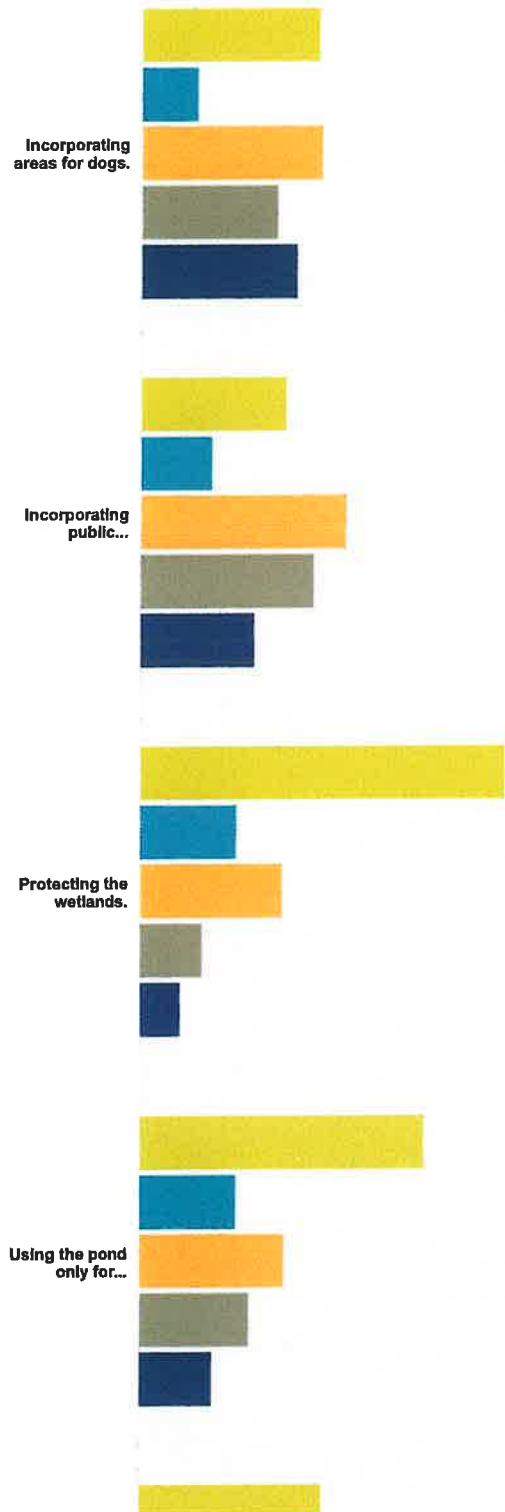
	Extremely Important, top priority.	Very Important.	Important.	Somewhat Important.	Not Important at all.	Total Respondents
The specific location of the property, proximity to town and schools.	29.40% 506	28.65% 493	22.37% 385	13.19% 227	7.96% 137	1,721
Use by various age groups, toddlers, youth through seniors.	24.14% 413	31.03% 531	26.01% 445	13.79% 236	6.55% 112	1,711
Possible costs of projects.	15.85% 270	26.31% 448	35.53% 605	15.80% 269	7.11% 121	1,703
Year round usability - both indoor and outdoor facilities.	34.18% 590	20.86% 360	15.24% 263	15.70% 271	15.64% 270	1,726
Time frame of various projects.	4.88% 82	12.91% 217	31.65% 532	29.39% 494	21.59% 363	1,681
Long term planning for growth.	21.31% 358	28.33% 476	29.35% 493	12.38% 208	9.40% 158	1,680


Comments (134)

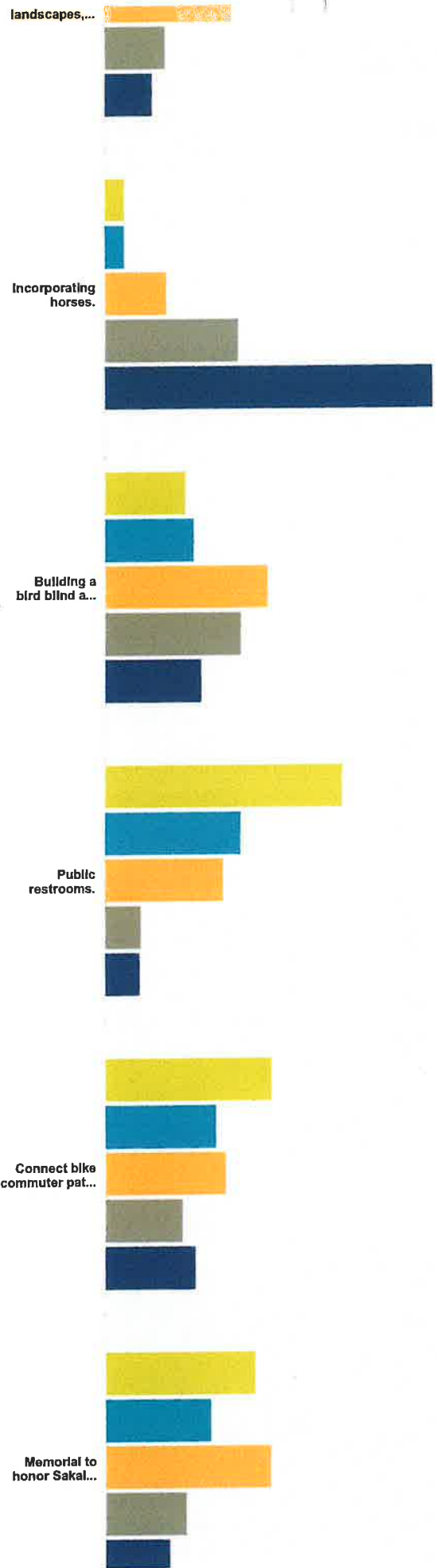
Q7

If the land was to be used in a "Primarily Passive" way, i.e., no buildings or sports facilities, what amenities would you support?

Answered: 1,757 Skipped: 208







0% 10% 20% 30% 40% 50% 60% 70% 80% 90% 100%

■ Fully support this idea.
 ■ (no label)
 ■ Generally favor this idea.
 ■ (no label)
 ■ Completely against this.

	Fully support this idea.	(no label)	Generally favor this idea.	(no label)	Completely against this.	Total Respondents
Incorporating areas for dogs.	25.35% 432	8.10% 138	25.65% 437	19.48% 332	22.07% 376	1,704
Incorporating public gardening plots or orchards.	20.77% 355	10.24% 175	29.20% 499	24.63% 421	16.27% 278	1,709
Protecting the wetlands.	52.00% 895	13.71% 236	20.16% 347	8.95% 154	5.75% 99	1,721
Using the pond only for birdwatching or nature learning.	40.47% 696	13.84% 238	20.76% 357	15.64% 269	10.47% 180	1,720
Creating specific areas for quiet contemplation.	25.98% 444	17.44% 298	26.57% 454	17.55% 300	13.52% 231	1,709
Picnic areas with tables, BBQ, and gazebo areas.	17.58% 302	21.54% 370	31.49% 541	18.39% 316	11.82% 203	1,718
Only walking trails.	16.60% 279	14.87% 250	24.15% 406	25.40% 427	19.75% 332	1,681
Trails with benches and exercise stations.	14.34% 243	21.36% 362	31.39% 532	21.06% 357	12.63% 214	1,695
Biking trails.	15.71% 267	18.00% 306	29.12% 495	18.65% 317	18.41% 330	1,700
Native landscapes, restoration and maintenance.	37.05% 632	22.10% 377	22.68% 387	10.90% 186	8.56% 146	1,706
Incorporating horses.	3.62% 62	3.45% 59	11.16% 191	23.71% 406	58.41% 1,000	1,712
Building a bird blind and or bird feeders.	14.49% 245	15.79% 267	28.92% 489	24.31% 411	17.15% 290	1,691
Public restrooms.	42.35% 722	24.28% 414	21.06% 359	6.45% 110	6.33% 108	1,705
Connect bike commuter path to 305	29.58% 507	19.77% 339	21.57% 370	13.76% 236	16.15% 277	1,715
Memorial to honor Sakai family.	26.69% 457	18.69% 320	29.44% 504	14.49% 248	11.45% 196	1,712


[Comments \(147\)](#)


Q8

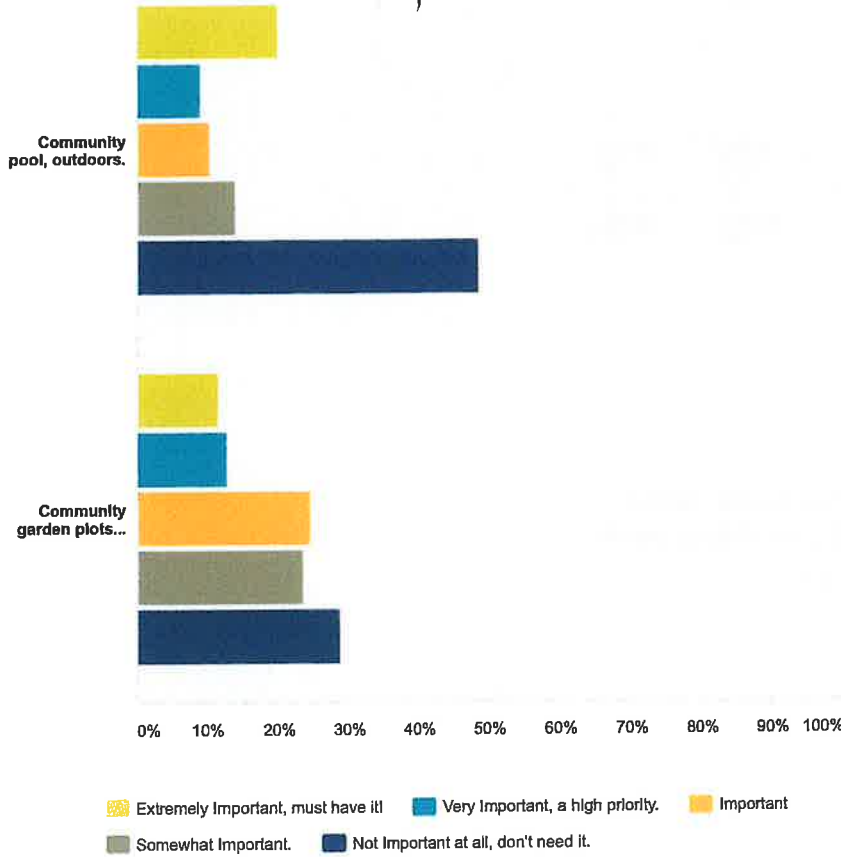
If the park were to be used as a "Mixed-use" area, which, if any, of the following would you like to see incorporated?

Answered: 1,760 Skipped: 205









	Extremely Important, must have it!	Very Important, a high priority.	Important	Somewhat Important.	Not Important at all, don't need it.	Total Respondents
Outdoor sports fields.	14.64% 247	11.32% 191	15.65% 264	19.26% 325	39.54% 667	1,687
Community center with gymnasium, meeting rooms and kitchen.	15.26% 259	11.84% 201	17.86% 303	18.33% 311	37.83% 642	1,697
Outdoor amphitheater.	6.18% 105	13.24% 225	22.59% 384	27.18% 462	31.47% 535	1,700
Actively using the pond, boating or fishing.	4.00% 68	6.94% 118	17.23% 293	22.16% 377	51.03% 868	1,701
Areas for quiet contemplation away from active sports areas.	22.92% 392	18.60% 318	21.87% 374	17.78% 304	19.94% 341	1,710
Playground area with traditional play structures.	6.80% 116	13.83% 236	25.25% 431	28.59% 488	26.65% 455	1,707
Playground with unstructured "adventure" play area.	13.02% 221	19.85% 337	29.68% 504	21.26% 361	16.67% 283	1,698
Open space and paths for walking or biking.	35.42% 611	27.65% 477	22.14% 382	9.04% 156	6.61% 114	1,725
Covered picnic areas with tables, BBQ, and gazebo areas.	12.26% 210	23.70% 406	28.20% 483	19.85% 340	16.99% 291	1,713
Community gymnasium.	15.82% 269	11.47% 195	13.53% 230	17.41% 296	42.12% 716	1,700
	21.29%	23.76%	23.88%	14.94%	16.94%	

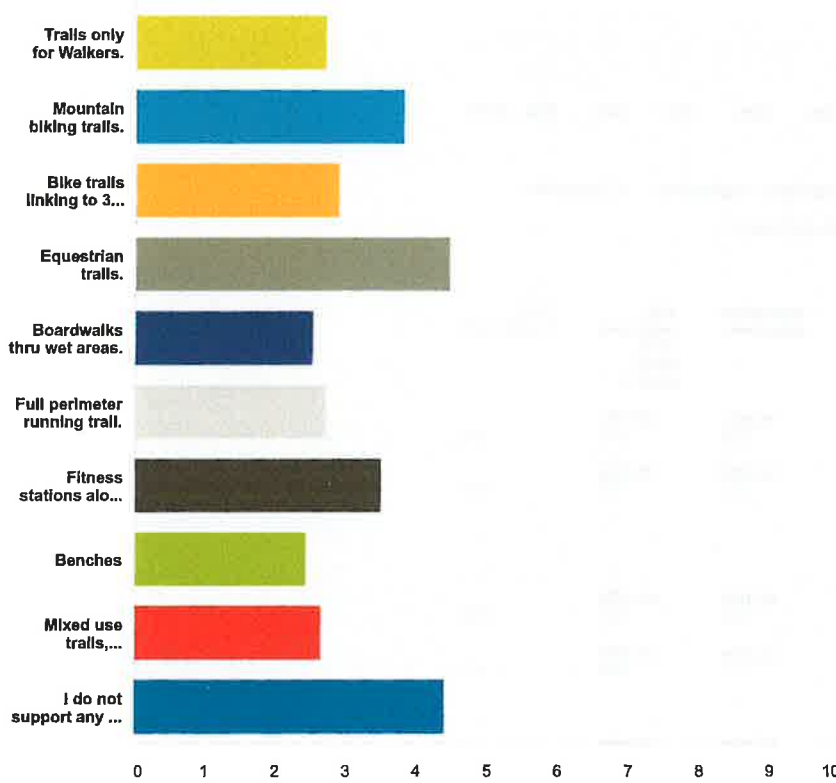
Split areas for active recreation and sports as well as natural areas and trails.	362	404	406	254	288	1,700
Community pool, outdoors.	19.74% 340	9.06% 156	10.22% 176	13.70% 236	48.37% 833	1,722
Community garden plots or orchards.	11.59% 198	12.64% 216	24.46% 418	23.35% 399	28.55% 488	1,709

Comments (278)

Q9

If you are in favor of creating trails, which of the following uses would you like to see?

Answered: 1,725 Skipped: 240



	Extremely Important	(no label)	Important	(no label)	Not Interested.	Total	Weighted Average
Trails only for Walkers.	31.95% 522	15.54% 254	20.93% 342	13.16% 215	18.42% 301	1,634	2.71
Mountain biking trails.	7.12% 116	10.31% 168	17.91% 292	22.94% 374	41.72% 680	1,630	3.82
Bike trails linking to 305 and High-school Road.	25.11% 417	15.59% 259	23.36% 388	14.69% 244	21.25% 353	1,661	2.91
Equestrian trails.	2.60% 43	3.02% 50	7.97% 132	18.60% 308	67.81% 1,123	1,656	4.46
Boardwalks thru wet areas.	27.85% 460	25.42% 420	24.58% 406	10.84% 179	11.32% 187	1,652	2.52
Full perimeter	23.47% 391	23.41% 390	24.01% 400	15.07% 251	14.05% 234	1,666	2.73


running trail.							
Fitness stations along the trails.	9.57% 158	15.51% 256	20.23% 334	24.05% 397	30.65% 506	1,651	3.51
Benches	26.63% 441	27.36% 453	27.72% 459	10.57% 175	7.73% 128	1,656	2.45
Mixed use trails, walking, running or biking.	28.96% 479	20.80% 344	20.86% 345	13.66% 226	15.72% 260	1,654	2.66
I do not support any of these uses.	8.44% 59	2.29% 16	5.29% 37	7.87% 55	76.11% 532	699	4.41


Comments (111)

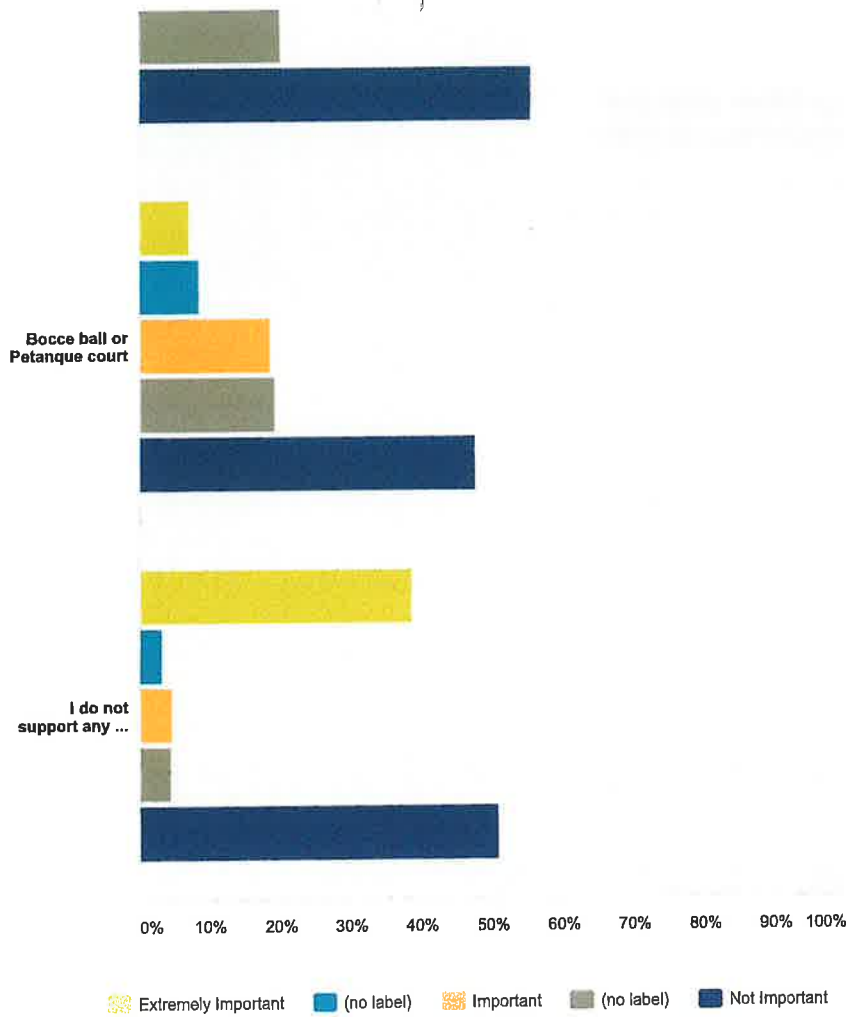
Q10

If you support creating outdoor sports and recreation facilities, which ones are most important to you?

Answered: 1,686 Skipped: 279







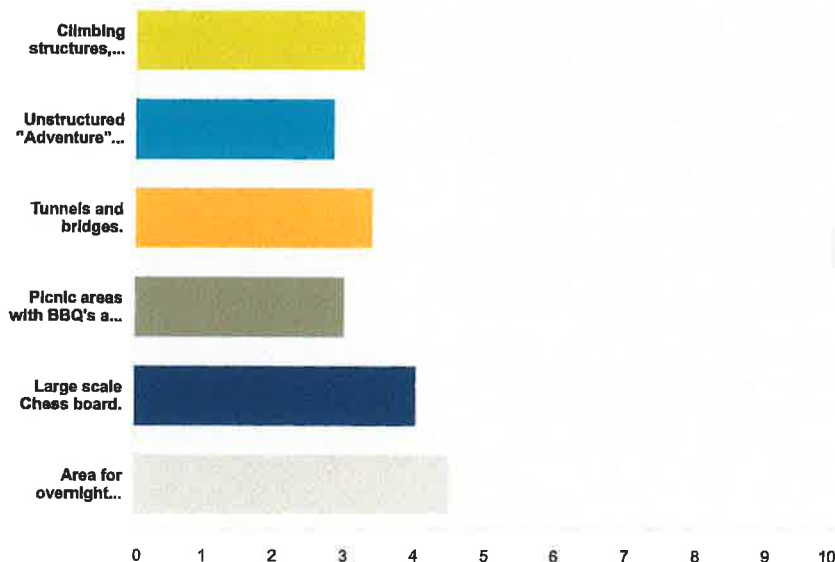
	Extremely Important	(no label)	Important	(no label)	Not Important	Total Respondents
Softball, baseball, T-ball	9.17% 129	5.40% 76	11.87% 167	19.47% 274	54.37% 765	1,407
Tennis courts	11.90% 167	8.20% 115	17.03% 239	18.89% 265	44.69% 627	1,403
Fields suitable for soccer, lacrosse, rugby and football.	18.68% 264	8.42% 119	14.51% 205	15.22% 215	44.44% 628	1,413
BMX bike course with obstacles and jumps.	5.39% 76	4.68% 66	11.91% 168	19.36% 273	59.36% 837	1,410
Sand volleyball court	5.36% 75	8.43% 118	16.37% 229	21.59% 302	48.61% 680	1,399
Disk Frisbee course	6.81% 96	10.08% 142	18.67% 263	19.38% 273	45.85% 646	1,409
Pickleball courts	7.43% 104	8.07% 113	16.36% 229	18.64% 261	49.86% 698	1,400
Basketball courts	12.56% 176	10.14% 142	20.49% 287	15.77% 221	41.33% 579	1,401
Covered "street" skateboard area.	4.89% 68	5.83% 81	13.96% 194	20.14% 280	55.47% 771	1,390
Bocce ball or Petanque court	7.02% 98	8.60% 120	18.48% 258	19.20% 268	47.64% 665	1,396
I do not support any of the above uses.	38.68% 316	3.18% 26	4.53% 37	4.28% 35	50.80% 415	817

Comments (194)

Q11

If you would like to see an outdoor play and picnic areas constructed, would you prefer:

Answered: 1,646 Skipped: 319



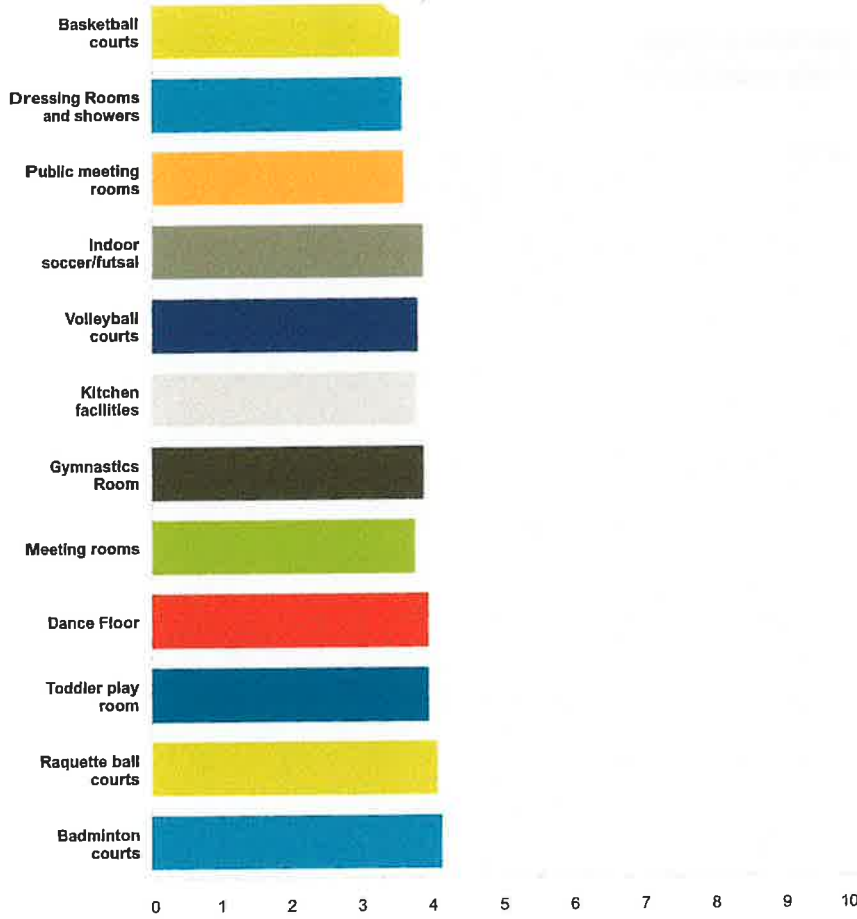
	Extremely Important	(no label)	Important	(no label)	Not Important	Total	Weighted Average
Climbing structures, swings, bars etc.,	14.48% 226	15.37% 240	24.66% 385	18.71% 292	26.78% 418	1,561	3.28
Unstructured "Adventure" play area	23.54% 375	18.58% 296	25.11% 400	13.06% 208	19.71% 314	1,593	2.87
Tunnels and bridges.	12.53% 194	16.80% 260	20.28% 314	18.93% 293	31.46% 487	1,548	3.40
Picnic areas with BBQ's and covered areas for groups.	18.36% 291	19.24% 305	26.37% 418	15.90% 252	20.13% 319	1,585	3.00
Large scale Chess board.	5.86% 92	7.57% 119	14.89% 234	22.28% 350	49.40% 776	1,571	4.02
Area for overnight camping, tents only.	3.35% 53	3.60% 57	7.21% 114	10.49% 166	75.35% 1,192	1,582	4.51

Comments (97)

Q12

If you would like to have a community center/indoor gym, which activities are most important to you?

Answered: 1,493 Skipped: 472

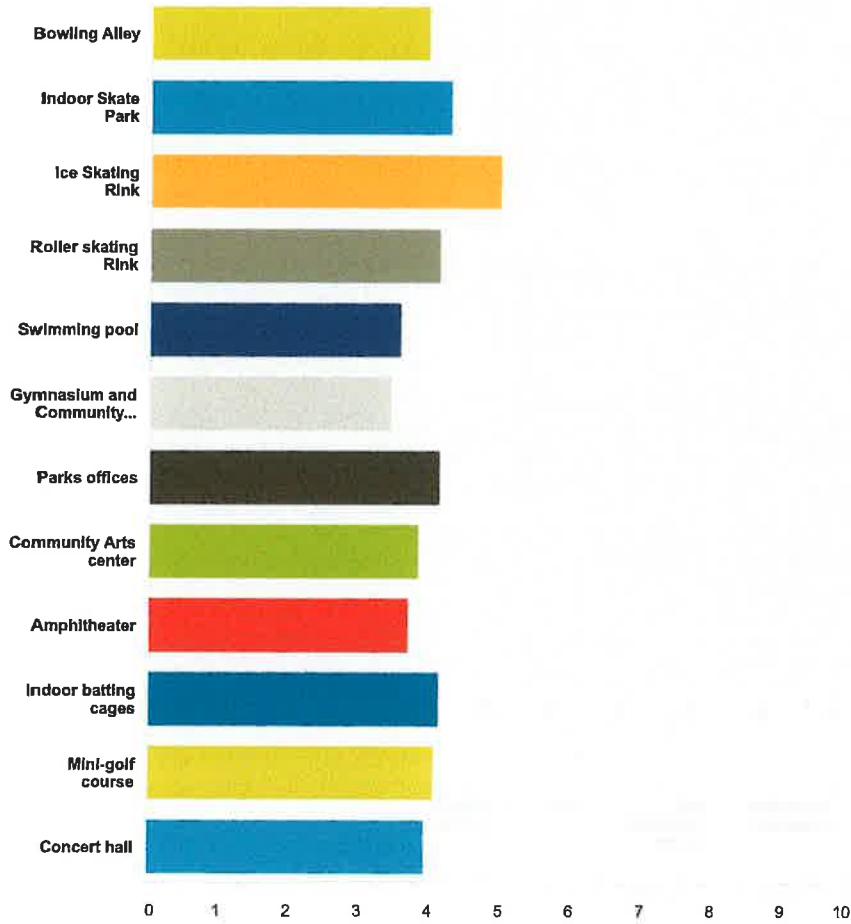


	Extremely Important, top priority.	Very Important	Important	Somewhat important	Not Important to me.	Total	Weighted Average
Basketball courts	15.98% 228	11.42% 163	16.40% 234	12.05% 172	44.15% 630	1,427	3.57
Dressing Rooms and showers	14.64% 207	12.31% 174	15.84% 224	12.73% 180	44.48% 629	1,414	3.60
Public meeting rooms	11.82% 166	12.32% 173	19.80% 278	14.39% 202	41.67% 585	1,404	3.62
Indoor soccer/futsal	11.16% 156	8.73% 122	14.16% 198	12.73% 178	53.22% 744	1,398	3.88
Volleyball courts	10.03% 141	10.10% 142	16.86% 237	14.86% 209	48.15% 677	1,406	3.81
Kitchen facilities	9.25% 131	11.09% 157	18.22% 258	15.18% 215	46.26% 655	1,416	3.78
Gymnastics Room	9.37% 130	8.72% 121	16.22% 225	15.21% 211	50.47% 700	1,387	3.89
Meeting rooms	9.16% 128	11.73% 164	18.10% 253	15.59% 218	45.42% 635	1,398	3.76
Dance Floor	7.31% 102	9.39% 131	16.34% 228	14.77% 206	52.19% 728	1,395	3.95
Toddler play room	6.48% 91	9.26% 130	16.74% 235	17.81% 250	49.72% 698	1,404	3.95
Raquette ball courts	6.12% 85	7.91% 110	14.17% 197	15.11% 210	56.69% 788	1,390	4.08
Badminton courts	4.62% 64	6.71% 93	15.60% 216	17.11% 237	55.96% 775	1,385	4.13

Comments (246)

If the BIMPRD were to undertake a major building project, which - if any would you support?

Answered: 1,649 Skipped: 316

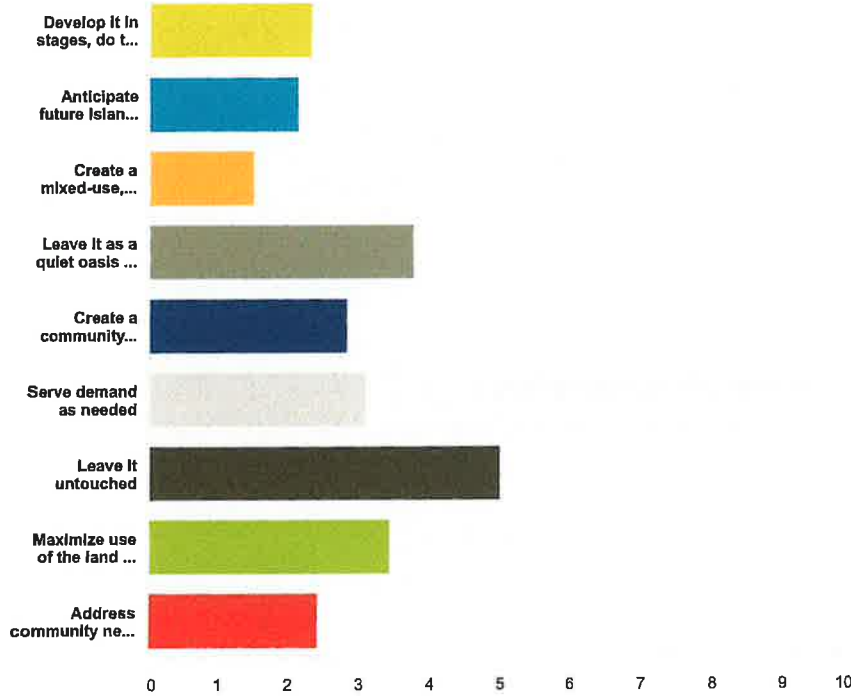


	Fully support	Very likely to support	Support	Might support	Do not support this use	Total	Weighted Average
Bowling Alley	12.49% 194	7.66% 119	8.11% 126	14.17% 220	57.57% 894	1,553	3.97
Indoor Skate Park	6.43% 98	5.06% 77	6.89% 105	18.25% 278	63.36% 965	1,523	4.27
Ice Skating Rink	0.00% 0	0.00% 0	0.00% 0	0.00% 0	100.00% 2	2	5.00
Roller skating Rink	8.36% 128	6.34% 97	7.71% 118	18.29% 280	59.31% 908	1,531	4.14
Swimming pool	24.60% 385	6.58% 103	7.03% 110	11.18% 175	50.61% 792	1,565	3.57
Gymnasium and Community Center	18.84% 293	11.51% 179	14.98% 233	16.53% 257	38.14% 593	1,555	3.44
Parks offices	4.53% 69	4.40% 67	14.64% 223	24.95% 380	51.48% 784	1,523	4.14
Community Arts center	8.53% 131	8.46% 130	16.80% 258	21.61% 332	44.60% 685	1,536	3.85
Amphitheater	10.87% 169	10.16% 158	17.75% 276	21.35% 332	39.87% 620	1,555	3.69
Indoor batting cages	8.97% 137	5.50% 84	8.71% 133	15.78% 241	61.03% 932	1,527	4.14
Mini-golf course	9.00% 140	7.52% 117	9.13% 142	14.79% 230	59.55% 926	1,555	4.08
Concert hall	8.52% 131	8.45% 130	13.46% 207	18.27% 281	51.30% 789	1,538	3.95

Q14

Which of the following statements reflect your philosophy about developing the Sakai Park?

Answered: 1,691 Skipped: 274



	Completely agree	Agree	Mostly agree	Mostly disagree	Completely disagree	Total	Weighted Average
Develop It In stages, do the simple things first	36.08% 583	23.21% 375	22.83% 369	9.72% 157	8.17% 132	1,616	2.31
Anticipate future island growth and needs	39.49% 635	29.66% 477	17.29% 278	6.03% 97	7.52% 121	1,608	2.12
Create a mixed-use, multi-age park	50.00% 2	50.00% 2	0.00% 0	0.00% 0	0.00% 0	4	1.50
Leave It as a quiet oasis in town	0.00% 0	25.00% 1	0.00% 0	50.00% 2	25.00% 1	4	3.75
Create a community gathering area	21.08% 331	20.83% 327	27.58% 433	15.99% 251	14.52% 228	1,570	2.82
Serve demand as needed	9.84% 148	20.94% 315	35.24% 530	19.22% 289	14.76% 222	1,504	3.08
Leave It untouched	0.00% 0	0.00% 0	0.00% 0	0.00% 0	100.00% 3	3	5.00
Maximize use of the land as soon as possible.	17.40% 272	11.20% 175	15.36% 240	23.35% 365	32.69% 511	1,563	3.43
Address community needs	35.68% 573	21.54% 346	20.67% 332	11.15% 179	10.96% 176	1,606	2.40

needs not
already
served
elsewhere
on the
Island by
other
BIMPRD
properties.

Powered by  SurveyMonkey

Check out our [sample surveys](#) and [create your own now!](#)